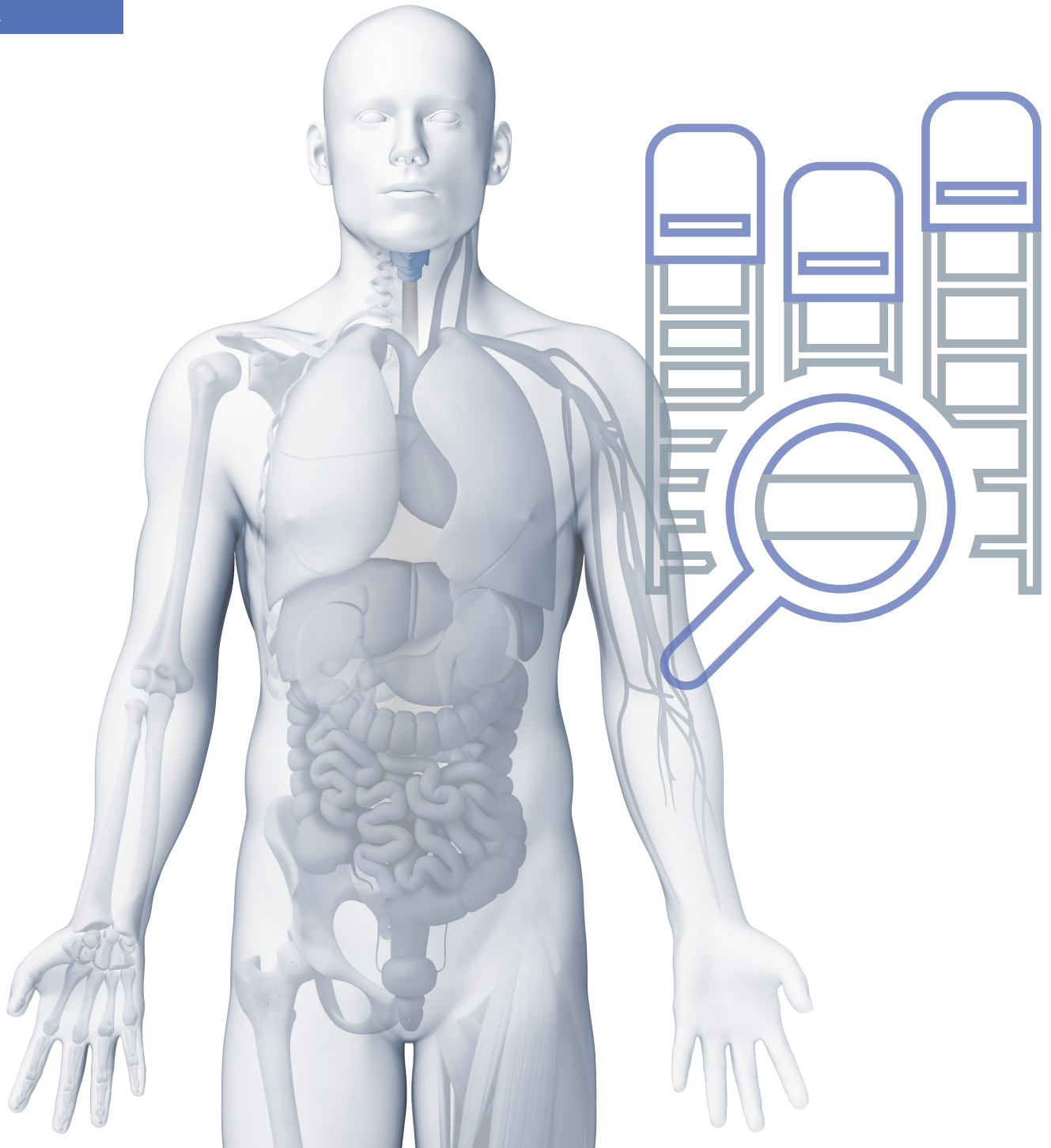


Line Immunoassays

Quality based on experience

- › Solutions for a wide range of indications
- › Up to 18 autoantibodies in one assay
- › High quality products for reliable results

LIA



IMTEC

Human

Diagnostics Worldwide

Line Immunoassays (LIA)

Specific diagnostic and differentiation

High quality products for reliable results

Line immunoassays are prepared by coating antigens in lines on a nitrocellulose membrane. Bound autoantibodies are made visible by using HRP-conjugated secondary antibodies and a LIA-specific substrate.

A cut-off line simplifies the determination of positive samples. It also enables the detection of borderline and negative bands, which allows very early detection of autoantibodies presence. IMTEC-LIA is closely monitored throughout the production process.

The consistency of the results is verified regularly in external quality controls trials.



IMTEC-ANA-LIA XL	
dsDNA	
Nucleosome	
Histone	SLE
SmD1	
PCNA	
PO (RPP)	
SS-A/Ro 60	
SS-A/Ro 52	Sjögren's Syndrome, SLE
SS-B/La	
CENP-B	CREST Syndrome, Scleroderma
Scl70	
U1-snRNP	MCTD
AMA M2	PBC, SLE, Ssc
Jo-1	
PM-Scl	Myositis
Mi-2	
Ku	
DFS70	Exclusion of rheumatic disease

IMTEC-ANA-LIA	
Nucleosome	
dsDNA	
Histone	SLE
SmD1	
U1-snRNP	MCTD
SS-A/Ro 60	
SS-A/Ro 52	Sjögren's Syndrome, SLE
SS-B/La	
Scl70	CREST Syndrome, Scleroderma
CENP-B	
Jo-1	Myositis
PO (RPP)	SLE

IMTEC-Arthritis-LIA	
RF-IgM	
CP4-1	ACPA Rheumatoid Arthritis
CP4-2	
CP4-3	
CP4-4	
RA33	
dsDNA	SLE
SS-A/Ro 60	
SS-A/Ro 52	Sjögren's Syndrome, SLE
SS-B/La	

IMTEC- Myositis-LIA PL	
Jo-1	Polymyositis
Mi-2	Dermatomyositis
PM-Scl	Myositis, Systemic Sclerosis, MCTD
U1-snRNP	
Ku	Myositis
PL-7	Polymyositis, Dermatomyositis
PL-12	

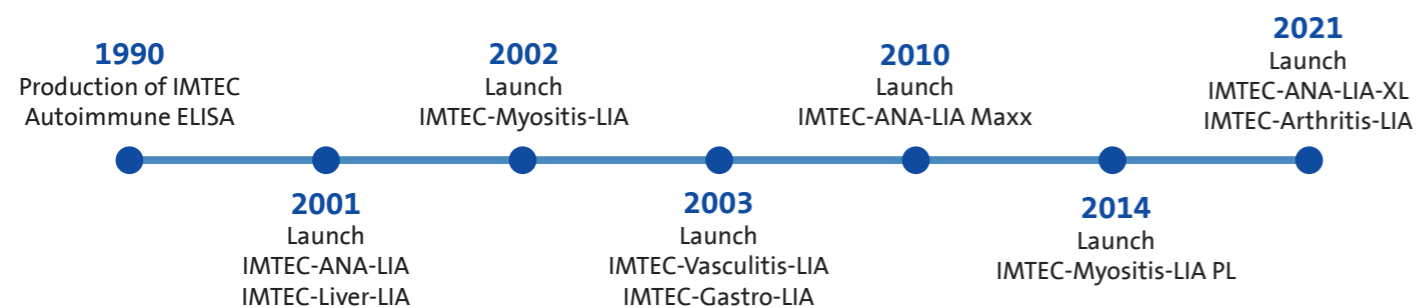
Innovative new products

The unique IMTEC-Arthritis-LIA includes all parameters required for the diagnosis of rheumatoid arthritis. It contains the parameter ACPA (anti-citrullinated peptide antibodies) and rheumatoid factor, recommended by ACR/EULAR criteria to diagnose rheumatoid arthritis. It is completed by the bands for RA33 for improved disease prediction and SSA and SSB antibodies to allow early detection of the overlap with Sjögren's syndrome. Together with the new IMTEC-ANA-LIA XL, specifically designed to improve the accuracy in rheumatic diseases diagnosis, and the updated HumaScan^{FA} software, HUMAN continues to commit itself to innovative autoimmune disease diagnostics.

30 years of experience in autoimmune diagnostics

IMTEC GmbH was founded in 1990 and has been part of the HUMAN Group since 2006.

For 30 years, IMTEC has been a trade mark for future-oriented products in the field of autoimmune diagnostics.



IMTEC-Gastro-LIA	
d-Gliadin	
tTG	Celiac Disease
ASCA	Crohn's Disease
PCA	
Intrinsic factor	Pernicious anemia

IMTEC-Liver-LIA	
AMA M2	PBC
Sp100	
LKM1	Autoimmune Hepatitis
gp210	PBC
LC1	Autoimmune Hepatitis
SLA	Autoimmune Hepatitis

IMTEC-Vasculitis-LIA	
PR3	GPA
MPO	EGPA, MPA
GBM	Goodpasture's Syndrome


Line Immunoassays

Ordering Information

REF	Format	Unit/Size	Antigen	Antigens	Color Coding
IMTEC-ANA-LIA XL – Determination of anti-nuclear antibodies					
ITC92007	IgG	24 tests	dsDNA, Nucleosome, Histone, Smd1, PCNA, P0, SS-A/Ro 60, SS-A/Ro 52, SS-B/La, CENP-B, Scl70, U1-snRNP, AMA M2, Jo-1, PM-Scl100, Mi-2 and Ku 70/80, DFS70	18	Orange
IMTEC-ANA-LIA – Determination of anti-nuclear antibodies					
ITC92000	IgG	24 tests	Nucleosome, dsDNA, Histone, Smd1, U1-snRNP, SS-A/Ro 60, SS-A/Ro 52, SS-B/La, Scl70, CENP-B, Jo-1, RPP/P0 and P0	12	Yellow
IMTEC-Arthritis-LIA – Determination of rheumatoid arthritis antibodies					
ITC94000	IgG / RF-IgM	24 tests	RF-IgM, ACPA (CP4), RA33, dsDNA, SS-A/Ro60, SS-A/ Ro52, SS-B/La	10	Red
Myositis-LIA PL – Determination of myositis antibodies					
ITC60201	IgG	24 tests	Jo-1, Mi-2, PM-Scl100, U1-snRNP, Ku 70/80, PL-7, PL-12	7	Blue
IMTEC-Liver-LIA – Determination of antibodies to autoimmune liver diseases					
ITC66205	IgG	24 tests	AMA M2, Sp100, LKM-1, gp210, LC1, SLA	6	Brown
IMTEC-Vasculitis-LIA – Determination of vasculitis antibodies					
ITC82040	IgG	24 tests	PR3, MPO and GBM	3	Purple
IMTEC-Gastro-LIA – Determination of antibodies to gastrointestinal diseases					
ITC30701	IgG / IgA	24 tests	d-Gliadin, Tissue transglutaminase, ASCA, PCA, Intrinsic factor	5	Black

Simplify LIA processing and interpretation with HumaBlot 44^{FA} and HumaScan^{FA}

HumaBlot 44^{FA} is a fully automated system for processing line immunoassays. It performs all steps from the handling and dilution of samples and reagents to the scanning of strips and the test interpretations. LIA interpretation can be performed by the HumaScan^{FA} software, which is integrated into HumaBlot 44^{FA}, but can also be used separately with a flatbed scanner. For more information www.human.de/autoimmune-instruments



Human

Diagnostics Worldwide



HUMAN Gesellschaft für Biochemica und Diagnostica mbH
 Max-Planck-Ring 21 · 65205 Wiesbaden · Germany
 Tel. +49 6122-9988-0 · Fax +49 6122-9988-100 · e-mail: human@human.de · www.human.de